A1

REVISIONS						
REV.	DESCRIPTION	ZONE	REVISED	CHECKED	APPROVED	DATE

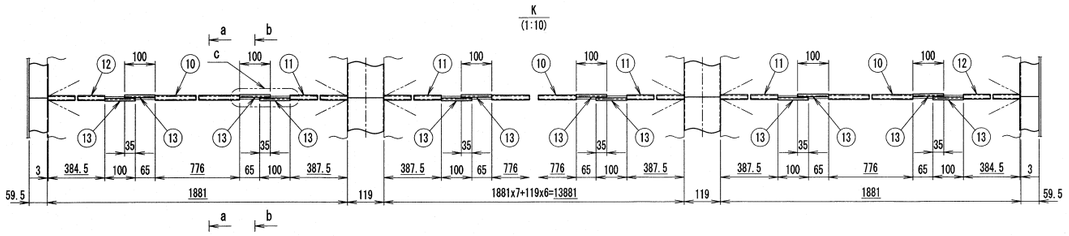

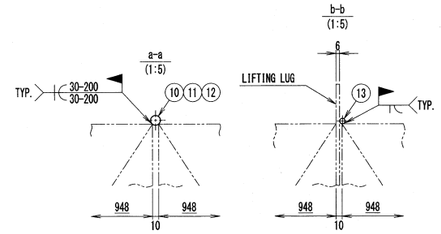

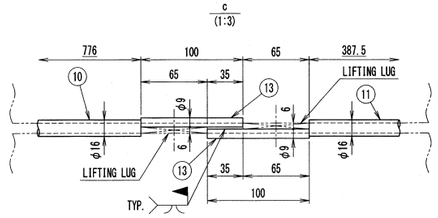

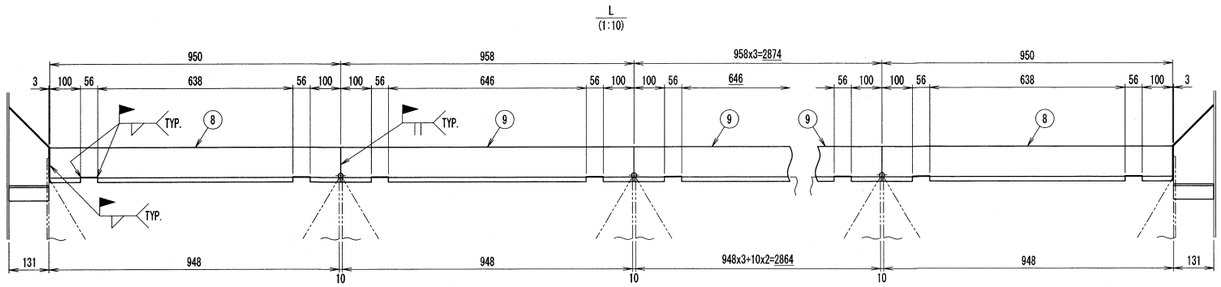

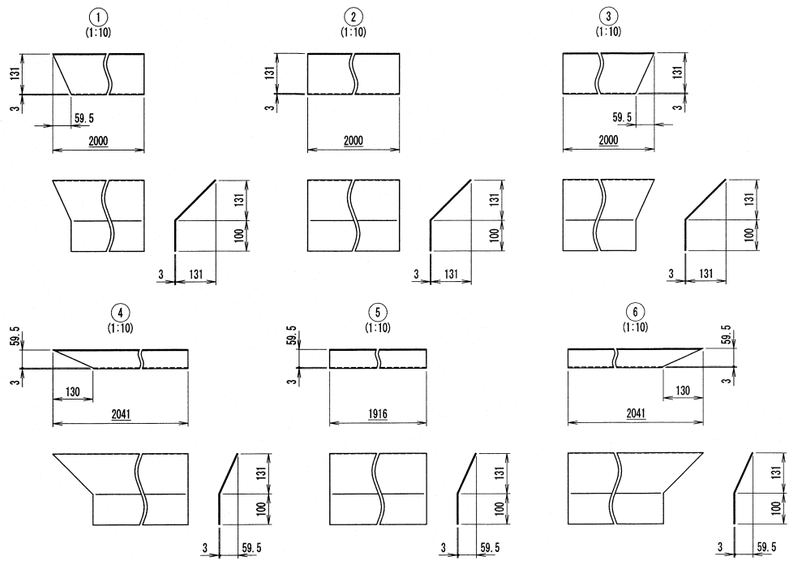

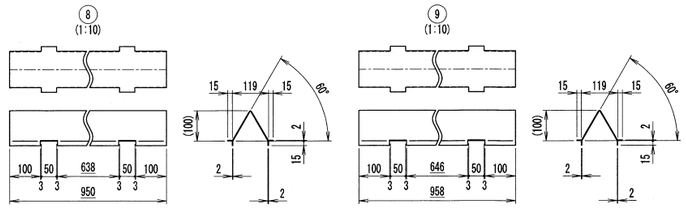

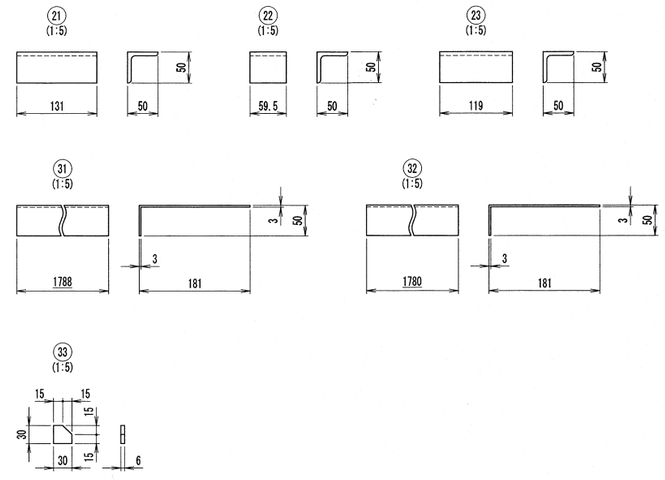

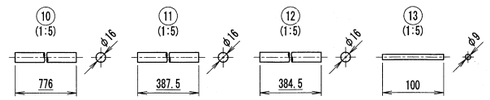

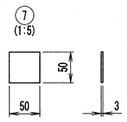

CONFIDENTIAL
THIS DOCUMENT IS THE PROPERTY OF MITSUBISHI HITACHI POWER SYSTEMS, LTD. (MHPS) AND CONFIDENTIAL. IT MUST NEITHER BE COPIED NOR USED FOR ANY PURPOSE OR MANNER OTHER THAN EXPRESSLY PERMITTED BY MHPS OR WITH A PRIOR WRITTEN CONSENT OF MHPS NEITHER IS IT TO BE HANDED OVER NOR COMMUNICATED TO A THIRD PARTY IN ANY WAY. BREACH OR INFRINGEMENT OF ANY KIND WILL LEAD TO LEGAL ACTION.

REMARKS
1. CATALYST BLOCK BOTTOM PART :
   - DO NOT WELD "BOTTOM SEAL PLATE INSTALLED ON CATALYST BLOCK" TO NEXT CATALYST BLOCK. (METAL TOUCH ONLY)
   - DO NOT WELD "BOTTOM SEAL PLATE (31), (32)" TO THE CATALYST BLOCK. (METAL TOUCH ONLY)
2. CATALYST BLOCK UPPER PART :
   - DO NOT WELD "STOPPER (23)" TO NEXT CATALYST BLOCK. (METAL TOUCH ONLY)
   - DO NOT WELD "STOPPER (21), (22)" TO THE CATALYST BLOCK. (METAL TOUCH ONLY)

Drawn	6) T. UENO	JUN. 22. 2017
Checked	Y. MITSUI	JUN. 22. 2017
Approved		
Date	JUN. 22. 2017	
Department	DeNOx PLANNING SECTION DeNOx TECHNOLOGY DEPARTMENT	

WBS Doc. CODE: –

Project DWG. No.: – Rev.: –

ENGIE / POLANIEC STATION

Title: BAFFLE PLATE ARRANGEMENT FOR SCR REACTOR (3/3)

Scale: 1:10 | DWG. No.: KU1-842-406 | Rev.: 0 | Sheet No.: 1/1

MITSUBISHI HITACHI POWER SYSTEMS

AIR QUALITY CONTROL SYSTEMS TECHNOLOGY DIVISION